

## What is GO 4 Schools

Using GO 4 Schools, you will be able to view your child's progress online and access the following information at any time.

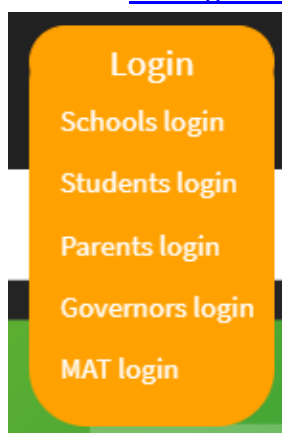
- **Real-time attainment information** – marks and target grades for all subjects throughout the year
- **Timetable** – Your child's daily and weekly timetable
- **Attendance** – Shown from the start of the academic year
- **Progress Reports** – Full written reports which are published **xx** times a year
- **Behaviour information** – A summary of positive and negative events, plus any managed detentions your child has been issued
- **Homework** – Homework tasks due in the next 7 days

Your child's page is constantly updated, providing you with the latest information.

You will also have access to this information via a mobile parent app. Additional help documents for the Mobile App are available to parents and more information can be found at [GO 4 Schools support Mobile app quick guide](#).

## Logging in for the first time

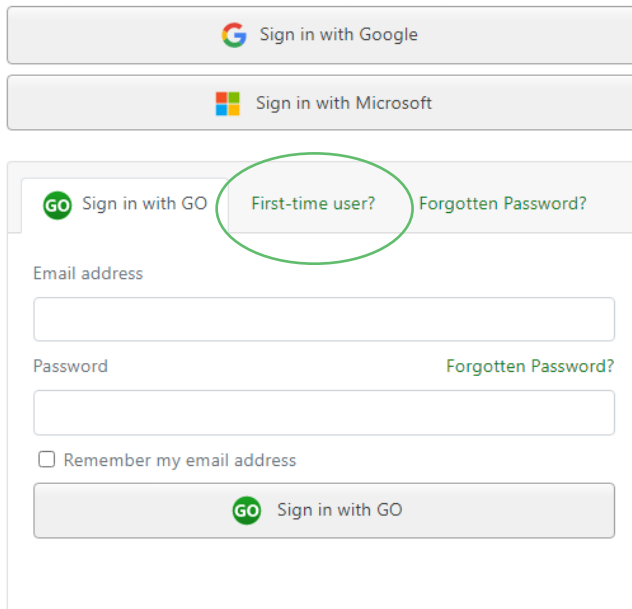
Browse to [www.go4schools.com](http://www.go4schools.com) and from the **Login** menu choose **Parents login**



On the login page, click the **First-time User?** tab

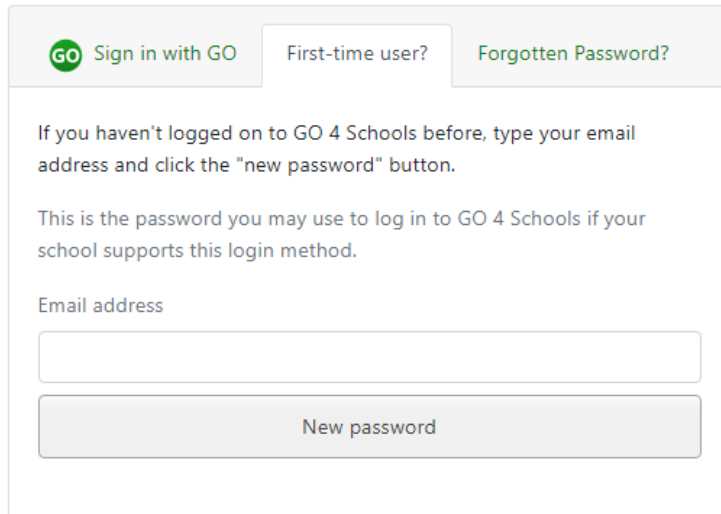
## Sign in

Please note that not all login methods are supported by all schools.



The screenshot shows the login interface. At the top, there are two buttons: "Sign in with Google" and "Sign in with Microsoft". Below these is a "Sign in with GO" section. This section has three tabs: "Sign in with GO", "First-time user?", and "Forgotten Password?". The "First-time user?" tab is circled in green. Below the tabs are input fields for "Email address" and "Password", a "Remember my email address" checkbox, and a "Sign in with GO" button.

Use the **Email address** field to provide your email (that you've used at the school for your parental Record) and click **New password**:



The screenshot shows the "First-time user?" tab selected. It contains the following text: "If you haven't logged on to GO 4 Schools before, type your email address and click the 'new password' button." and "This is the password you may use to log in to GO 4 Schools if your school supports this login method." Below this is an "Email address" input field and a "New password" button.

The email address you use to enter the site must be the one we have already given to the school and receive your email messages from the school.

If you would like to change this email address please contact us on [info@guiltsborough.northants.sch.uk](mailto:info@guiltsborough.northants.sch.uk)

An email will be sent from GO 4 Schools to the email address you've submitted – it shouldn't take longer than 5 minutes, please check your Spam and Trash inbox if you're not seeing this email.

In the email, you'll find a link to set a password. Your password must conform to the following requirements:

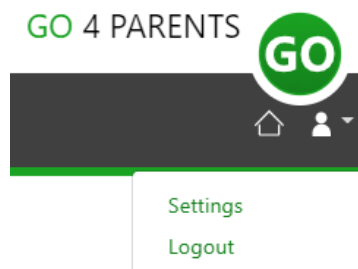
- Be at least 8 characters long
- Have not been previously used on GO 4 Schools
- Contain the following:
  - At least 1 uppercase character (from A - Z)
  - At least 1 lowercase character (from a-z)
  - At least 1 numerical character (from 0-9)
  - At least 1 special character (from @ # \$ , % ^ & \*)

## Logging in again

From now on, you can log in by entering your email address and password in the login fields on the **Parents login** page.

## Logging out

On the far right of the menu bar at the top - extent the menu under your **UserName**, click **Logout**, which will log you out of the site completely.




## Once logged in, what will you see?


Once logged in the parent can access all children at the same school.



Click on your child's name below to view their current progress.

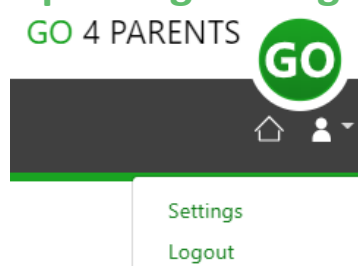
Chloe ADAMS  Timetable

George ADAMS  Timetable

Sophie ADAMS  Timetable

## Updating settings and passwords

To update the settings for notifications and emails generated by GO 4 Schools select the person icon on the top menu bar and the 'Settings' option.



Once in the settings page you can check the email contact address used by the school and notify the school if updated contact details are required using the text box provided.

To manage your communication settings a table showing options for Email, Mobile App and SMS are visible depending on the school's subscription, these can be updated specifically for each of the options available to the school:

	Receive updates by Email		Receive notifications via Mobile App		Receive updates by SMS	
	Enabled by school	Use when enabled?	Enabled by school	Use when enabled?	Enabled by school	Use when enabled?
Daily homework summaries	No	No ▾	No	No ▾	n/a	n/a
Daily/weekly behaviour summaries	No	Yes ▾	No	Yes ▾	n/a	n/a
Detention updates	Yes	Yes ▾	Yes	Yes ▾	n/a	n/a
Attendance updates	Yes	Yes ▾	Yes	Yes ▾	Yes	Yes ▾
School messages	Yes	Yes ▾	Yes	Yes ▾	No	Yes ▾

At the bottom of the page you can also update your password from the settings page.

### Change your GO 4 Schools password

Update your GO 4 Schools password in the boxes below and click the "Change" button. Please note, this will not change the password you use with single sign on providers such as Microsoft or Google.

Current password used to login from home:

New password to use to login from home:

Confirm new password:

### Student page – The Overview menu

**ADAMS, Sophie**

2021 ▾ Year 11 (Current), 11D, House: Da Vinci



Links at the top of the page will allow you to see detailed information and alerts for homework tasks, inbox messages, detentions, and reports. The academic year can be

changed from a drop-down list if previous years are visible.

The icon will display any student data that the school has shared with you regarding your child including SEND, FSM, PPI etc.

0  
Homework

185  
Inbox

0  
Detentions

1  
Reports

Alerts for items that have not been viewed will be displayed alongside the icons for each of these areas in GO 4 Schools.

## Timetable

Today's timetable is visible with a link to the full timetable.

🕒 Timetable			
08:50	09:20	Tutorial, 11D/Tu	Mr S GREEN
09:20	10:20	BTEC Sport, 11n/Pe1	Miss T TRIBBICK
10:20	11:50	Chemistry, 11NT/Ch	Mrs L LINSTEAD
11:50	12:50	Chemistry, 11A/Ch1	Mrs L LINSTEAD
12:50	14:20	Life Skills, 11n/Ls1	Mrs H HANG
14:20	15:20	Health & Social Care, 11W/Hs1	Miss B BAJRAKU

## Homework

A homework overview is visible and can be shown as a detailed list view. Students can mark a homework as "Done", and this is a read only view for parents and teachers.

📝 Homework (4) <span style="float: right;">Due within the next 7 days or the last</span>			
Due ↕	Subject ↕	Task ↕	Done ↕
Today	Maths sample 11g/Ma1	Maths GCSE Y11 Worksheet 1 Guidance time: up to 40 min.	<input type="checkbox"/>

### Maths GCSE Y11 Worksheet 1

<b>Subject:</b>	Maths sample	<b>Status:</b>	Complete
<b>Due Date:</b>	Today	<b>Set Date:</b>	5 May 2023
<b>Set By:</b>	School Manager		

#### Description

Complete the questions on the attached sheet.

*Recommended Time Spent On Task: 0-40 mins*

#### Resources

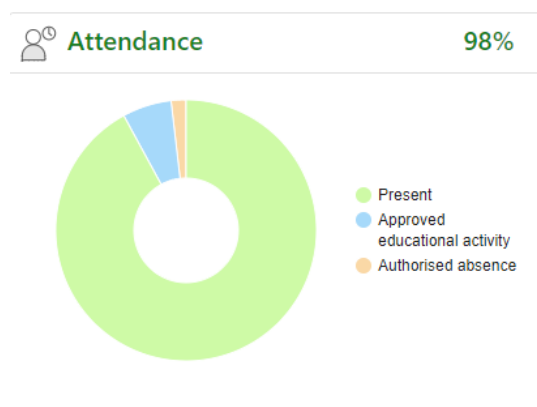


GCSE Y11 Homework worksheet1.doc

Download

× By clicking on the link for the task the homework will display in a pop-out window and include any links to support the work.

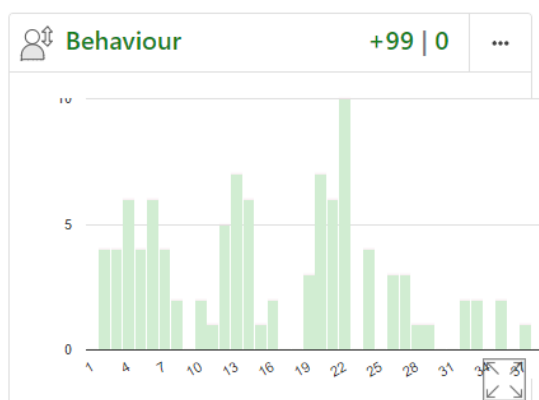
## Attendance



An attendance summary chart displays the percentage of present and other key absences recorded by the school.


## Behaviour

A summary table of positive and negative behaviour events.



## Progress

A progress overview table showing any tracking schemes in place with a count of subjects within each tracking band.

 **Progress**

GO 4 Schools: Current model	
Above target	2
On target	4
Below target	1
Well below target	0

## The Attendance menu



Attendance

This page has two tabs, an attendance summary, and a calendar view.

The session summary shows a count of all attendance marks received your child and as a percentage of total possible school attendance. Additional charts show the student’s overall attendance pattern as the academic year develops week by week.

Week	7	28	29	30	31	32	33	34	35	36	37	38	39	40
% Attendance	7.7	97.4	97.5	97.6	97.7	97.7	97.7	97.8	97.9	97.9	98.0	98.1	98.1	98.1
% Present	5.8	96.6	96.7	96.8	96.6	96.6	96.6	96.7	96.8	96.9	97.0	97.1	97.1	97.2
% Approved educational activity	9	0.9	0.8	0.8	1.1	1.1	1.1	1.1	1.1	1.0	1.0	1.0	1.0	0.9
% Authorised absence	3	2.6	2.5	2.4	2.3	2.3	2.3	2.2	2.1	2.1	2.0	1.9	1.9	1.9
% Unauthorised absence		0	0	0	0	0	0	0	0	0	0	0	0	0
% Unknown		0	0	0	0	0	0	0	0	0	0	0	0	0
% Late	5	0.4	0.4	0.4	0.4	0.4	0.4	0.4	0.4	0.3	0.3	0.3	0.3	0.3

A Heat map shows your child’s average attendance for each session across a week so days where attendance may be a concern are clearly flagged.

Additional detail of attendance in each curriculum subject are also displayed so patterns that could be a concern can be easily viewed.

The calendar view shows details of all session attendance marks entered for the student during the academic year.

2023 February		Mon	Tue	Wed	Thr	Fri
Wk 23	30/1			/ \		
Wk 24	6/2	/ \	/ \	/ \	/ \	/ \
Wk 25	13/2					
Wk 26	20/2	/ \	/ \	/ \	/ \	/ \
Wk 27	27/2	/ \	/ \			

2023 January		Mon	Tue	Wed	Thr	Fri
Wk 19	2/1		#	/ \	/ \	/ \
Wk 20	9/1	/ \	/ \	/ \	/ \	/ \
Wk 21	16/1	/ \	/ \	/ \	/ \	/ \
Wk 22	23/1	/		/ \	/ \	/ \
Wk 23	30/1	/ \	/ \			

## The Behaviour menu



Behaviour

Tabs on this page will show various details of behaviour recorded in GO 4 Schools:

[Behaviour summary](#)
[View behaviour events](#)
[Detention summary](#)

The **summary of all events table** is a count of all types of event recorded for your child and the total score for each event raised. These can be viewed by positive and negative events.

Event	Count	Student score
C3 Serious out of lesson incident	1	-3
P2 Recognition for an excellent contribution	41	82
P1 Verbal recognition for a good contribution	107	107

Behaviour by subject and group displays your child’s behaviour net score from both positive and negative events and then compares this to the subject average score for all other students who study this subject in the same year group.

**View behaviour events:** this tab enables the display of all recorded events in date order with options to view additional details and detention information if applicable.

<input type="checkbox"/> Show event details	<input type="checkbox"/> Show events with detentions only	<input type="checkbox"/> Show managed detention details
Tue, 11 May OBAZEE WOGNIN, C	P2 Recognition for an excellent contribution Year 11, Media Studies, Md	
Fri, 30 Apr BELL,K, A	P1 Verbal recognition for a good contribution Year 11, Psychology, Py, 11W/Py1	

**Detention summary** will show a count of all detentions allocated, completed, or pending for your child with details for set detentions or those awaiting allocation to a timeslot.

### Detention summary

Not yet allocated	0
Upcoming	1
Attended	0
Completed	0

### Today's and upcoming allocated managed detentions

Detention session	When event occurred	Event and managed detention
SLT detention Mon, 15 May 16:00 - 17:00 R101 (GO4Schools)	Yesterday School Manager	Verbal abuse of staff or students SLT Detention

## The Homework menu



Homework

Tabs to view homework are available to view tasks set. Each task has a link to view the homework via a pop-out and on the student site the homework tasks can be marked as done.

Ongoing (0)

Extended (0)

Due at least 7 days ago (50)

History (54)

Set today (0)

Detailed homework can be selected by subject and by recent/historic tasks. In GO 4 Schools teachers have an option to track completion of homework which displays as a status – Complete, incomplete, absent when set, absent when due.



Specific tasks can also be linked to a markbook in GO 4 Schools where a teacher can record an assessment mark for the homework which both the student and parent can see.

Due	Subject	Task	Status	Grade / Mark	Set	Done
Today	Maths sample 11g/Ma1	Maths GCSE Y11 Worksheet 1 Guidance time: up to 40 min.	Complete	-	5 May 2023 School Manager	<input type="checkbox"/>
15 May 2023	History sample 11p/H13	Queen Elizabeth I Guidance time: 30-60 min.	No Status	n/a	8 May 2023 School Manager	<input type="checkbox"/>
15 May 2023	French sample 11g/Fr1	French Nouns and articles revision Guidance time: 30-60 min.	No Status	n/a	8 May 2023 School Manager	<input type="checkbox"/>

## The Online inbox menu



Inbox

This is the summary of all emails sent to parents and students that are auto generated for homework, behaviour and progress reports or sent by the school for notifiable detentions, attendance absences and general messages.

## The Progress menu



Progress

**Summary Progress** displays a table that can be set to show progress by residual or grade value for all subjects. The summary curriculum overview table has options to display simple grades, all grades shared by the school or a detailed assessment view.

Compact view (main grades only)  Broad view (all grades)  Detailed (main grades plus marksheet grades)

Subject	Year 7 Baseline Grade	External target	Teacher Target	Target	Current	Demo school residual	Mock Grade	Sheet summary
Life Skills <sup>1</sup>	-	-	-	-	Mastering	-	Mastering	Autumn Low stakes Autumn Extended answer Spring 1 - Remote learning engagement Spring quiz Centre Assessment Grades
Psychology <sup>1</sup>	-	6-	-	6-	7-	Above target	7-	2019 Current Grade Social Influence End of Unit Assessment Psychological Problems Assessment Language, Thought and Communication Assessment

If detailed assessment data has been shared by the school each subject can be viewed by using the **View subject in detail** tab. This will show assessments at marksheet or individual assessment level including formative assessment.

## The Progress Reports menu



Half term 5  
Snapshot, 8  
May 2023



Progress  
reports, Today

Published reports are displayed as icons that can be used to open the PDF report to view the details. Any unread reports are highlighted as shown.

The attainment table gives an overview of progress across subjects for each report in the academic year.

Previous report grades can be viewed on this page with a thumbnail graph for each subject to show if progress is improving, key attendance data is also visible for each report published.

## Attainment

Subject		17 Oct 2022		5 Dec 2022		14 Dec 2022		13 Feb 2023		27 Mar 2023	
		Grade	Progress Indicator	Grade	Progress Indicator	Grade	Progress Indicator	Grade	Progress Indicator	Grade	Progress Indicator
Combined Science sample		4/4	On target	3/3	Well below target	4/4	On target	4/4	On target	4/3	Below target
Destinations		Return to Sixth form A levels	-	Return to Sixth form L2 course	-	Not Included	Not Included	Return to Sixth form A levels	-	Return to Sixth form L3 course	-
English Language sample		6	Above target	6+	Above target	7	Above target	6+	Above target	7-	Above target

## The Documents menu



Documents

This page will list any documents the school has shared with parents and or students.

## The Consents menu



Consents

The school can request consent from a parent for a student to participate in a range of activities or to use specific information about the student in a public domain i.e., school website, social media. The school can request a consent through GO 4 Schools.

From the consent's icon on the student page, you will find the consent listing page that will show all consents requested by the school, clicking on the name or title will show further details about the consent. By selecting the drop-down arrow, the consent status can be changed to:

- Given – you agree to give your consent for the item described.
- Withheld – you do not agree to give your consent.

Any items that you have not updated the status for will show as pending and will be viewed as consent not given until this is updated.

### Consents

Name	Type	Status	Collect consent from	Last modified
Participation in sports to represent the school	Sport activities	● Given	Mok - Duplicate, M	29/03/2023
Y11 Catch up tutoring	Tutoring consent	● Given	Mok - Duplicate, M	29/03/2023
Duke of Edinburgh	Educational visit	● Given	Mok - Duplicate, M	29/03/2023

Consent can be given or withheld at any time if your circumstances change, and the school can see any changes made to ensure these are updated in their records. Parents can see if a consent has been requested from both parents/guardians or from the students, as well as the date these were last modified.

**Please note, the screen shots in this document are from Go4Schools Demo site and therefore is all example data.**

